

Total
growing space
required:
8-9m²

Below is an
example of
how you can
lay out your
veg patch...

Ideas for your plot


Top Tip!

Dig plenty of worm
cast fertiliser into
your soil for best
results.

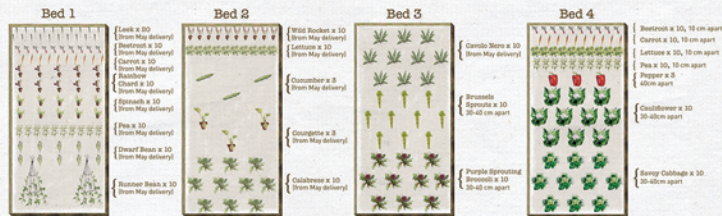
Don't forget to
adapt this to
suit your
own garden!

Harvesting times
will be weather
dependent, so pop
new plants in any
spaces that
crop up


May Delivery



June Delivery



September Delivery



Good to know...
You can use growbags or pots to temporarily plant seedlings until more space comes up later in the season.

Tomato x 5 - Planted separately in growbags or containers, ideally in a greenhouse or polytunnel.

Your Rocket Gardening Year:

Winter	Spring	Summer	Autumn
Make sure you've activated your voucher and get your growing space ready - fill pots with compost, dig over beds and add plenty of fertiliser.	Plant your seedlings as soon as you can once they arrive. Nurture the plants well in the early days keeping them watered and protected from pests.	You'll be able to start harvesting in early summer. Check plants regularly and keep them well watered and protected. July veg can be planted in any spaces that crop up.	Keep harvesting, making space for your new September delivery of plants as plants finish cropping. As it turns colder, protect plants from early frosts.