

Total
growing space
required:
5m²

Below is an
example of
how you can
lay out your
veg patch...

Ideas for your plot

Top Tip!
Dig plenty of worm
cast fertiliser into
your soil for best
results.


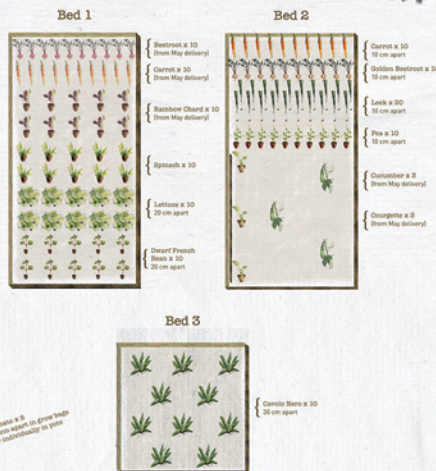
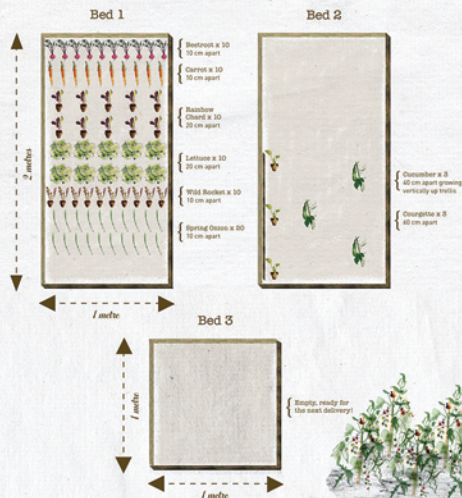
Don't forget to
adapt this to
suit your
own garden!

You can
grow loads
in containers
too!

May Delivery

June Delivery

September Delivery



Your Rocket Gardening Year:

| Winter | Spring | Summer | Autumn |
|--|---|--|--|
| Make sure you've activated your voucher and get your growing space ready - fill pots with compost, dig over beds and add plenty of fertiliser. | Plant your seedlings as soon as you can once they arrive in May. Nurture the plants well in the early days keeping them watered and protected from pests. | You'll be able to start harvesting in early summer. Check plants regularly and keep them well watered and protected. June veg can be planted in any spaces that crop up. | Keep harvesting, making space for your new September delivery of plants as plants finish cropping. As it turns colder, protect plants from early frosts. |